



**URBAN  
WASTE**

URBAN STRATEGIES FOR  
WASTE MANAGEMENT  
IN TOURIST CITIES

# Situational analysis of consumption and waste behaviour and patterns in tourism

Erik Louw

Delft University of Technology



This project has received funding from the European Union's Horizon 2020 research and innovation programme under grant agreement No 690452

## Current knowledge

- Little is known about waste behaviour of tourist's.
- Waste behaviours is only one aspect of sustainable tourism.
- Two gaps between:
  - Intentions and behaviour.
  - At home and when travelling.

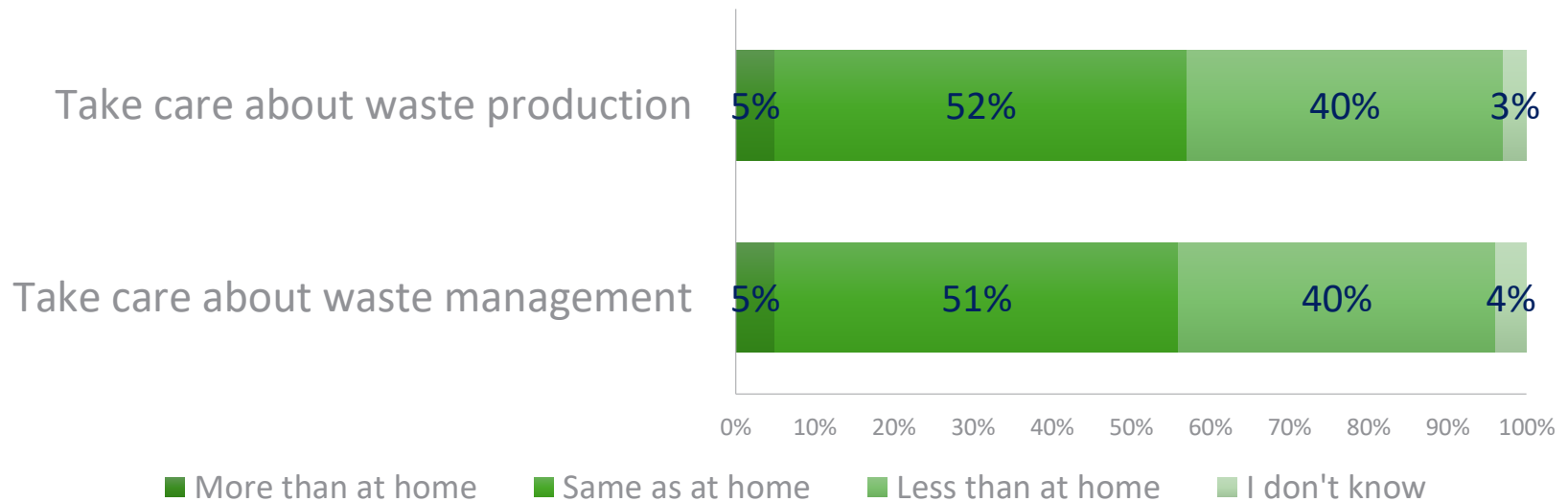
*“The low level of tourist engagement in sustainable tourism indicates that a good understanding of barriers that prevent tourists from behaving responsible is still missing”*

Budeanu (2007, 504)

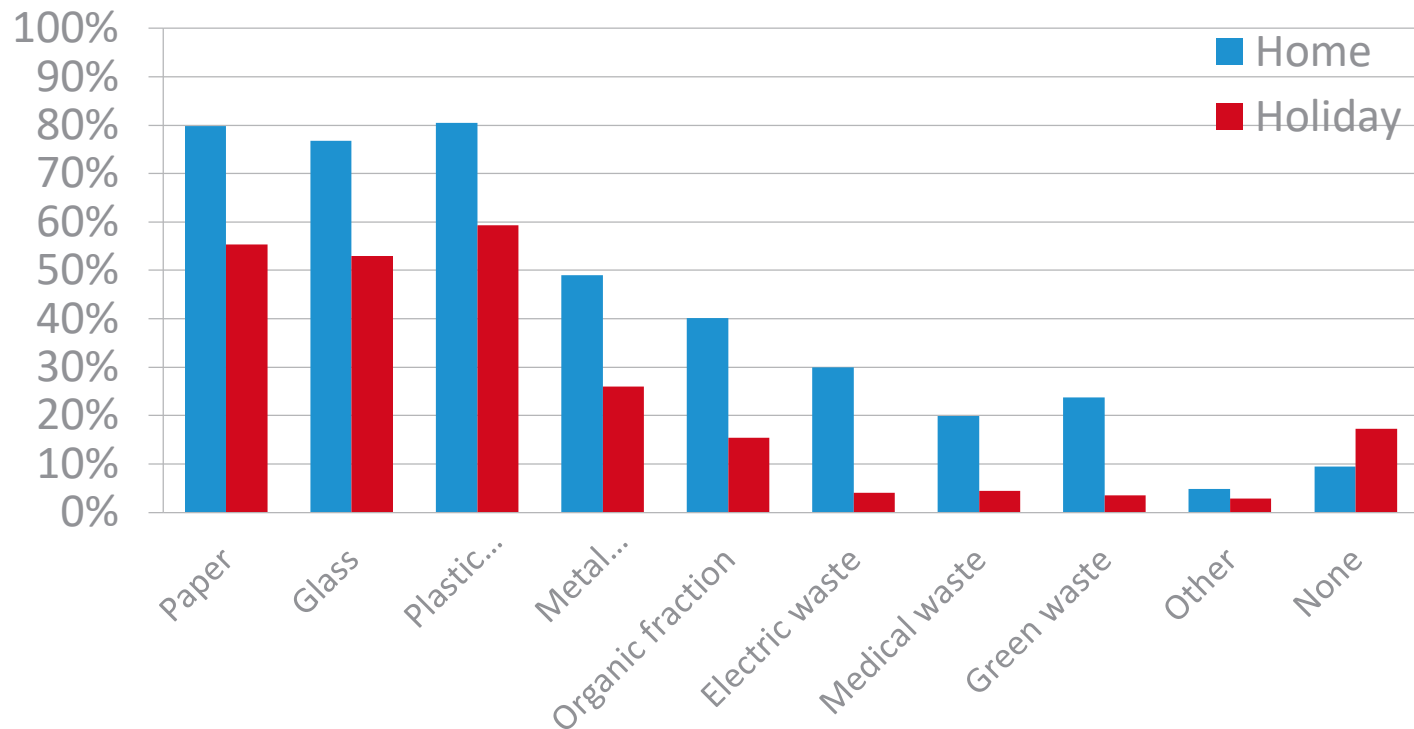
## Survey among tourists

- 2016 – 2017
- 11 case cities / regions
- N = 617 (from 39 different countries)
- Questions about:
  - Waste attitude and behaviour
  - 9 different waste fractions

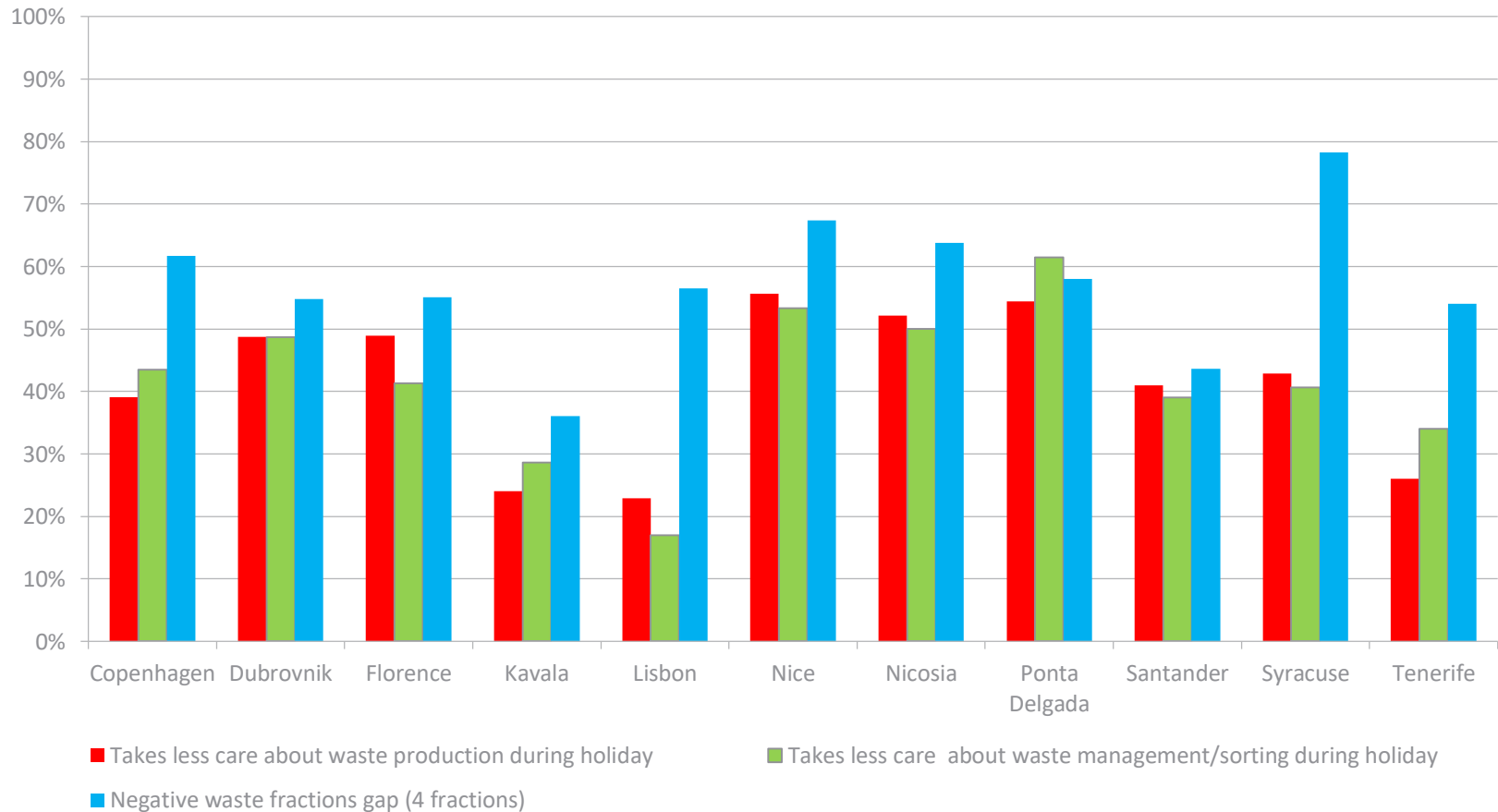
# Share of respondents that take more, same or less care of their waste production and waste management (sorting) when traveling than at home.



# Share of respondents that sort waste fractions at home and when traveling



# Waste gaps by case city / region



## Explaining the behavioural gap?

- Age, Gender and level of education?
- Country of residence?
  - Foreign / domestic visitor
  - OECD recycling index
- Level of waste management / recycling in case city?
  - Information about waste management and recycling

# Significant results in bivariate tests.

Explanatory variables	Waste-related attitudes/behaviour when travelling						Behavioural “gap”		
	Worried about food waste during holiday?	Number of sorted waste fractions on holiday	Paper sorted during visit	Glass sorted during visit	Plastic sorted during visit	Metal (packaging) sorted during visit	Taking care about waste production as at home?	Taking care about waste management/sorting as at home?	Gap in number of sorted waste fractions
Gender			*						
Age							*		
Level of education		*							
Foreign / domestic visitor									*
Country of origin OECD recycling index						*	*	*	*
Case city/region	*	*	*	*	*	*	*	*	*
Type of accommodation				*					*
Quality of information about waste management and recycling	*	*	*		*		*	*	*



## Statistical tests

- However: in logistic regression two variables remain significant in explaining the waste fractions gap:
  - Quality of information (in most models)
  - Foreign / domestic visitor (in a few models)
  - Nagelkerke R square low ( $\leq 0,05$ )